



Minnesota STATE COLLEGES & UNIVERSITIES

Wells Fargo Place
30 7th St. E., Suite 350
St. Paul, MN 55101-7804

Phone: (651) 201-1800
Toll-free: 1-888-667-2848
Fax: (651) 297-5550

For TTY communication,
contact Minnesota Relay
Service at 7-1-1 or
1-800-627-3529.

www.mnscu.edu

The Minnesota State Colleges
and Universities system is an
Equal Opportunity employer
and educator.

This document can be made
available in alternative
formats by calling one of
the numbers above.

Minnesota State Colleges & Universities

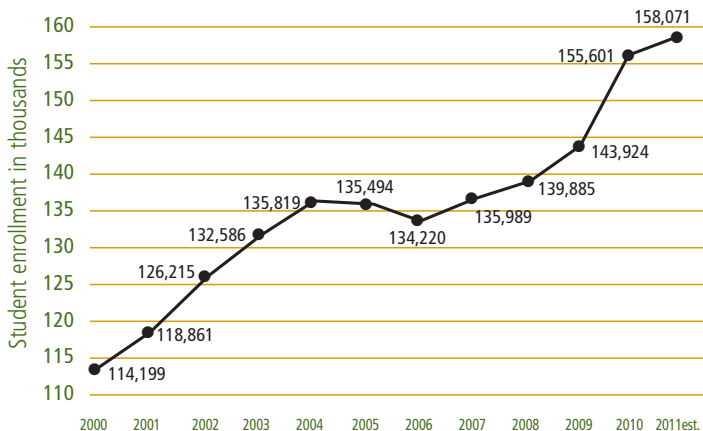
Preserving quality, preparing people for jobs

As Minnesota emerges from the economic recession, higher education is becoming more important than ever.

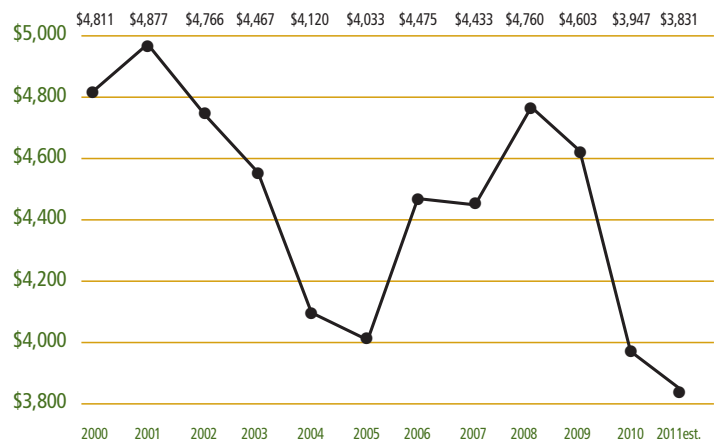
State residents and employers depend on the Minnesota State Colleges and Universities to help put the economy on track with education and training needed for the jobs that will be created.

- Workers with a college degree earn more, pay more in taxes and are much less likely to be unemployed than those with a high school diploma or less.
- By 2018, 70 percent of jobs in Minnesota will require post-secondary education, according to national studies.
- The 32 Minnesota State Colleges and Universities prepare the bulk of the state's work force. The system educates 63 percent of Minnesota undergraduates and is the largest higher education provider in the state. Every year, the system produces about 34,700 graduates, and more than 80 percent of them stay in Minnesota to work or continue their education.
- Tuition at the state colleges and universities is the most affordable in the state. From 2006 to 2011, tuition and fees have gone up an average of 4.5 percent per year. Average annual tuition and fees are \$4,900 at two-year colleges and \$6,600 at four-year universities – lower than rates at private colleges, trade schools and the University of Minnesota.
- This year's fall semester enrollment topped 200,000, resulting in the fifth consecutive fall enrollment increase and setting a record high. Enrollment typically grows during tough

Enrollment reaches record high for fifth straight year



State spending per student has declined since 2000



Source: Minnesota State Colleges and Universities Finance Division, actual full-year-equivalent enrollment for 2000-2010; projected full-year-equivalent enrollment for 2010-2011

Source: Minnesota State Colleges and Universities Finance Division

economic times as people turn to higher education to upgrade their skills because they have been laid off or to change careers.

- Student demographics are changing. Students from groups traditionally underrepresented in higher education – students of color, first-generation college students and low-income students – now make up 71 percent of the student body.
- Students of color now make up nearly 18 percent of the student body, up from 14 percent five years ago.
- Many students do not fit the profile of a traditional college student who graduates from high school, immediately enters college and attends full-time. About 45 percent of students at the Minnesota State Colleges and Universities are part-time; the average age of all students is nearly 26.
- Online learning is expanding to meet the growth in student demand. Since 2005, the system has quadrupled its online enrollment and now offers more than 400 programs and 10,000 course sections online. At the current rate of growth, the system is on track to reach its 2015 goal of having 25 percent of the system’s credits provided through online and blended courses. The system expects 18 percent of full-year-equivalent enrollment to be in online courses this year.
- More students are taking courses in science, technology, engineering and math, also known as STEM courses. Currently, 128,000 students are enrolled, up from 106,800 five years ago and surpassing its goal for STEM enrollment a year early by 14,000 students.
- In three straight years of budget cuts, presidents have used every means available to balance their budgets. These include tighter fiscal controls, hiring restrictions, early separation incentives, layoffs, closing programs and using reserves where possible. The system office eliminated 40 positions, reducing services to campuses while saving \$4.2 million.

2012-2013 Budget Request Summary

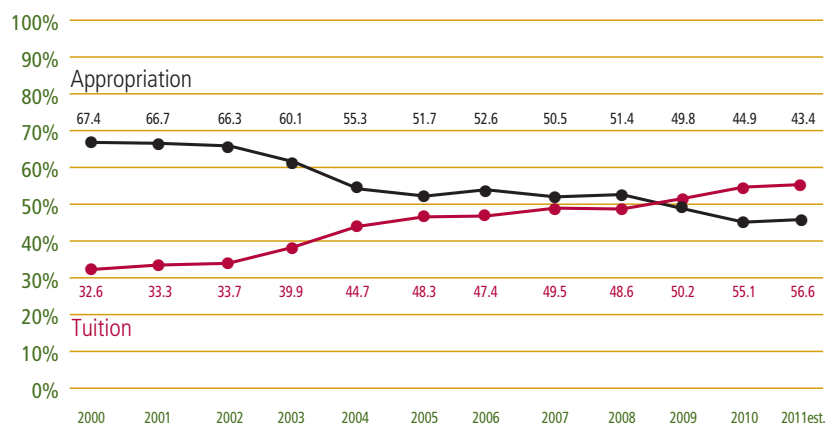
2010 - 2011 base appropriation: \$1.21 billion

2012 - 2013 base appropriation (current law): \$1.26 billion

Biennial budget request: \$1.26 billion

As state appropriation declines, tuition rises

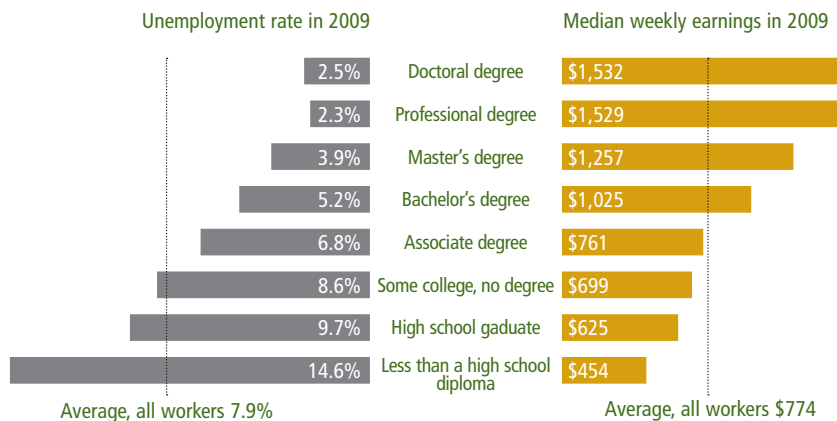
Tuition now makes up an average of 56.6 percent of college and university operating budgets (tuition plus state appropriation), up from 33 percent in 2000. State law indicates the Legislature’s intention for the state’s contribution to be at 67 percent.



Source: Minnesota State Colleges and Universities Finance Division

Higher education pays

The benefits of college have never been clearer. Generally, the higher the education level, the less likely a person is to be unemployed. Likewise, the higher the education level, the higher a person’s median earnings are likely to be.



Source: Bureau of Labor Statistics, Current Population Survey