

**MINNESOTA STATE COLLEGES AND UNIVERSITIES  
BOARD OF TRUSTEES**

**Agenda Item Summary Sheet**

**Committee:** Diversity and Multiculturalism      **Date of Meeting:** November 17, 2009

**Agenda Item:** Enrollment and Retention Data for Underrepresented Students

Proposed Policy Change       Approvals Required by Policy       Other Approvals       Monitoring

Information

**Cite policy requirement, or explain why item is on the Board agenda:**

Update and discussion by Trustees on recent trends in underrepresented student enrollment and retention.

**Scheduled Presenter(s):**

Whitney Stewart Harris, Executive Director, Diversity and Multiculturalism  
Craig Schoenecker, System Director for Research

**Outline of Key Points/Policy Issues:**

- The system implemented an Access, Opportunity and Success Initiative to improve recruitment, retention and success of underrepresented students in Fiscal Year 2008.
- Additional funds were allocated to the colleges and universities and to three access and opportunity centers of excellence to expand recruitment and support services for underrepresented students in both fiscal years 2008 and 2009.
- Enrollment of new underrepresented students and second fall retention of underrepresented students are outcome measures for the initiative.
- Enrollment of new underrepresented students increased by 1,667 between fiscal years 2008 and 2009.
- Enrollment of new underrepresented students has increased by over 6,000 students, or 22 percent, between fall semester 2008 and fall semester 2009.
- The fall 2009 retention rate of fall 2008 entering underrepresented students increased at the colleges and was stable at the universities, compared to the fall 2008 retention rate of fall 2007 students.

**Background Information:**

The Board of Trustees of the Minnesota State Colleges and Universities system is committed to increasing higher education access and success for all Minnesotans. The discussion focuses on enrollment and retention of underrepresented students.

**BOARD OF TRUSTEES  
MINNESOTA STATE COLLEGES AND UNIVERSITIES**

**INFORMATION ITEM**

**ENROLLMENT AND RETENTION DATA FOR  
UNDERREPRESENTED STUDENTS**

**BACKGROUND**

The Board of Trustees of the Minnesota State Colleges and Universities system is committed to increasing higher education access and success for all Minnesotans. The Governor and the 2007 Legislature approved \$22 million in additional resources to support the Access, Opportunity and Success initiative. The system implemented the initiative to improve recruitment, retention and success of underrepresented students. Funds were allocated to the colleges and universities and to three access and opportunity centers of excellence to expand recruitment and support services for underrepresented students in fiscal years 2008, 2009 and 2010.

Underrepresented students include three groups:

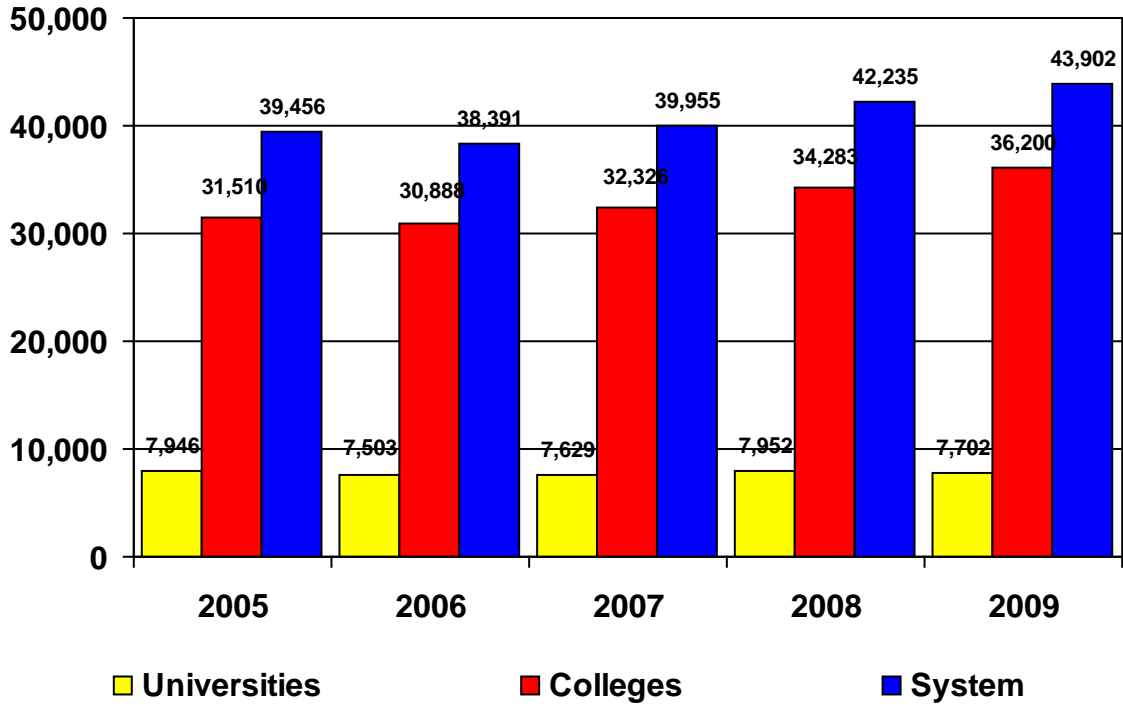
- Students of Color – American Indian, Asian or Pacific Islander, Black and Hispanic students.
- Low Income Students – Classification includes students who were determined to be eligible for a federal Pell Grant using data from the Free Application for Federal Student Aid (FAFSA) and financial aid award data.
- First Generation Students – Classification includes students whose parents did not attend college based on student-provided data on parental education.

Enrollment of new underrepresented students and second fall retention of underrepresented students are outcome measures for the initiative. While new underrepresented students entered a system college or university throughout the fiscal year, the retention rate is the proportion of fall semester entering full-time regular and transfer undergraduate students, who re-enrolled at the same college or university during the second fall semester after entry.

**ENROLLMENT UPDATE**

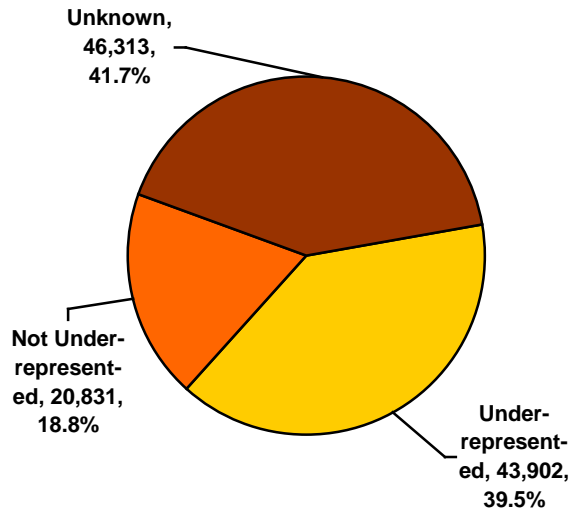
**Fiscal Year 2009 Underrepresented Undergraduate Students:** Systemwide enrollment of new underrepresented undergraduate students increased by 1,667, or 3.9 percent, from 42,235 in fiscal year 2008 to 43,902 in 2009, as shown in Figure 1. Total new undergraduate student enrollment increased by 4.4 percent.

**Figure 1: New Underrepresented Undergraduate Students  
Minnesota State Colleges and Universities  
Fiscal Years 2005 to 2009**



Systemwide, underrepresented students constituted 39.5 percent of new students, while students who weren't underrepresented constituted 18.8 percent of new students in fiscal year 2009, as shown in Figure 2.

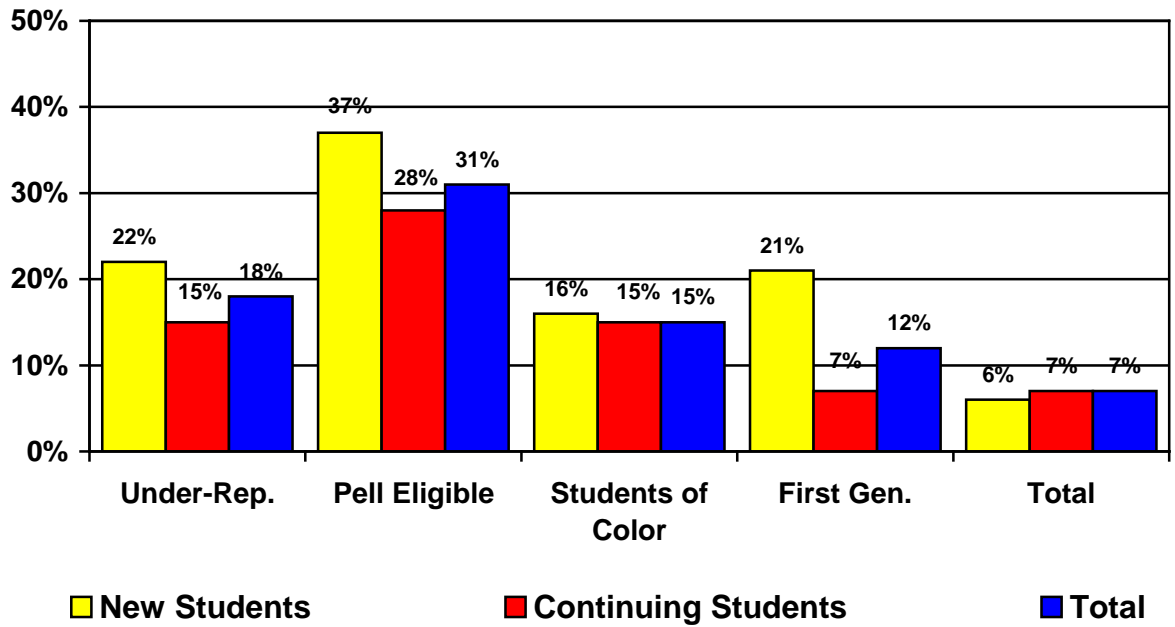
**Figure 2: New Undergraduate Students by Underrepresented Status  
Minnesota State Colleges and Universities  
Fiscal Year 2009**



**Fall 2009 Underrepresented Undergraduate Students:** Systemwide enrollment of both new and continuing underrepresented undergraduate students increased substantially in several categories between fall 2008 and fall 2009.

- Enrollment of new underrepresented students increased by over 14, 000, or 22 percent, while enrollment of continuing underrepresented students increased by almost 8,000, or 15 percent, from fall 2008 to 2009, as shown in Figure 3.
  - Enrollment of new students who are eligible for Pell Grants increased by 6,500, or 37 percent;
  - Enrollment of new students of color increased by 16 percent;
  - Enrollment of new first generation students increased by 21 percent;
  - 13 percent of Hispanic students had non-U.S. origins;

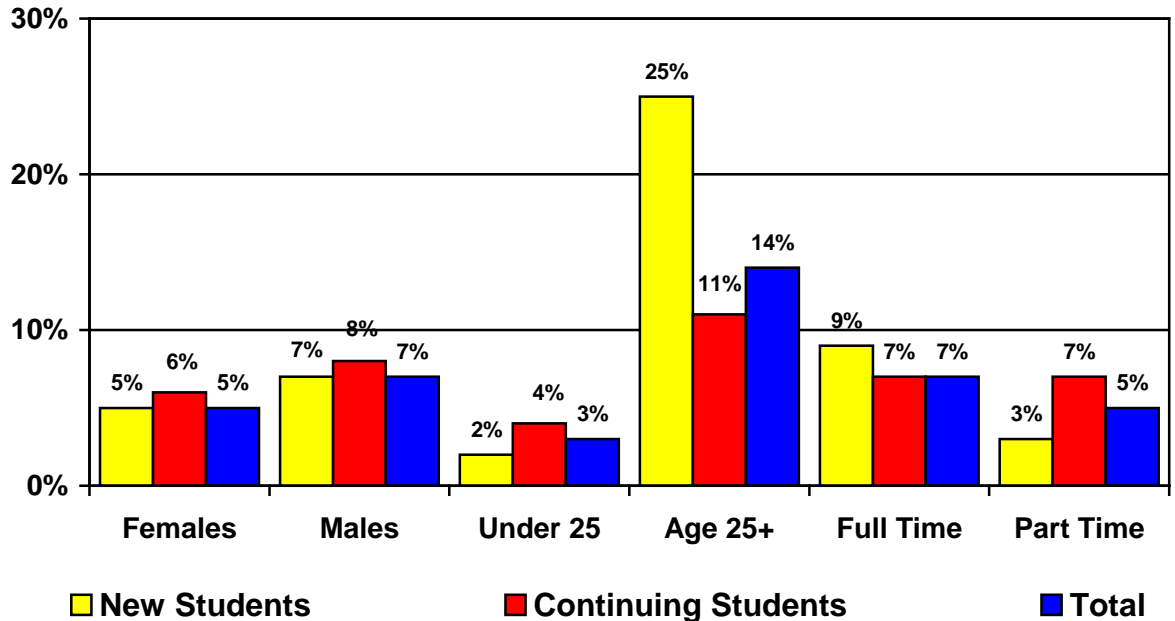
**Figure 3: Increase in Undergraduate Students by Underrepresented Category  
Minnesota State Colleges and Universities  
Fall 2008 to Fall 2009 (30<sup>th</sup> Day)**



**Fall 2009 Undergraduate Students:** Systemwide enrollment of undergraduate students increased substantially in several categories between fall 2008 and fall 2009, as shown in Figure 4.

- Enrollment of male students increased by 7 percent compared to 5 percent for female students.
- Enrollment of students aged 25 and above increased by 14 percent compared to 3 percent for under age 25.
- Enrollment of full-time students increased by 7 percent compared to 5 percent for part-time students.

**Figure 4: Increase in Undergraduate Students by Age, Gender and Status  
Minnesota State Colleges and Universities  
Fall 2008 to Fall 2009 (30<sup>th</sup> Day)**

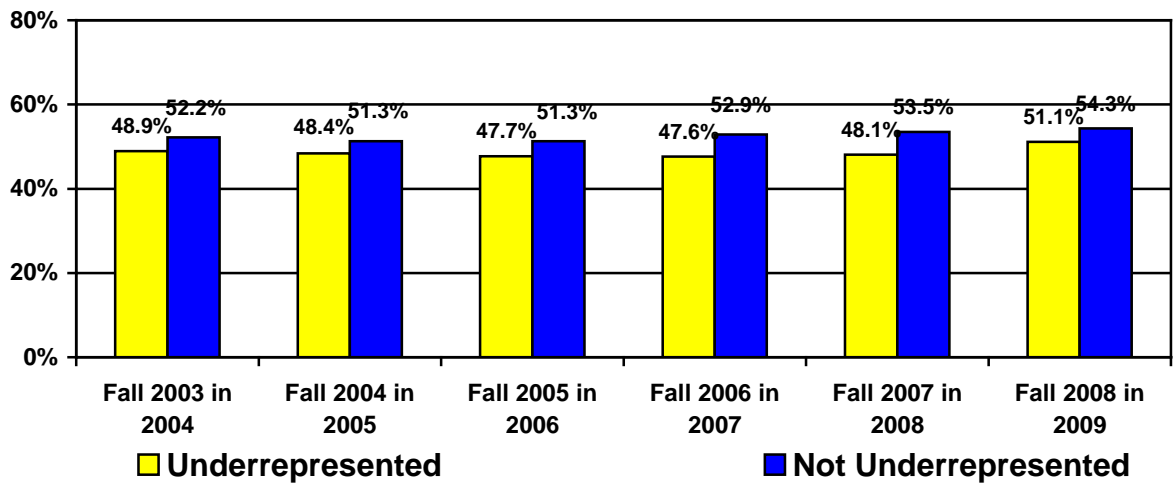


## RETENTION UPDATE

The second fall retention rate for fall entering full-time underrepresented undergraduate students increased at the colleges and was stable at the universities.

- The college retention rate for underrepresented students increased from 48.1 percent for fall 2007 entering students in fall 2008 to 51.1 percent for fall 2008 entering students in fall 2009, as shown in Figure 5.
- The university retention rate for underrepresented students for fall 2008 entering students in fall 2009 was 71.2 percent, the same as the rate for fall 2007 entering students in fall 2008, as shown in Figure 6.

**Figure 5: Second Fall Retention Rate  
Underrepresented Full-Time Undergraduate Students  
State Colleges**



**Figure 6: Second Fall Retention Rate  
Underrepresented Full-Time Undergraduate Students  
State Universities**

