

**MINNESOTA STATE COLLEGES AND UNIVERSITIES  
BOARD OF TRUSTEES**

**Agenda Item Summary Sheet**

**Committee:** Diversity and Multiculturalism **Date of Meeting:** November 18, 2008

**Agenda Item:** Update on Enrollment and Retention of Underrepresented Students

Proposed Policy Change       Approvals Required by Policy       Other Approvals       Monitoring

Information

**Cite policy requirement, or explain why item is on the Board agenda:**

Update and discussion by Trustees on recent trends in underrepresented student enrollment and retention.

**Scheduled Presenter(s):**

Whitney G. Harris, Executive Director, Diversity and Multiculturalism  
Craig Schoenecker, System Director for Research

**Outline of Key Points/Policy Issues:**

- The system implemented an Access, Opportunity and Success Initiative to improve recruitment, retention and success of underrepresented students in Fiscal Year 2008.
- Additional funds were allocated to the colleges and universities and to three access and opportunity centers of excellence to expand recruitment and support services for underrepresented students in both fiscal years 2008 and 2009.
- Enrollment of new underrepresented students and second fall retention of underrepresented students are outcome measures for the initiative.
- Enrollment of new underrepresented students increased by 2,539 between fiscal years 2007 and 2008.
- The fall 2008 retention rate of fall 2007 entering underrepresented increased at both the colleges and the universities, compared to the fall 2007 retention rate of fall 2006 students.
  - The retention rate for the colleges increased from 47.5 percent for fall 2006 entering students in fall 2007 to 48.3 percent for fall 2007 entering students in fall 2008.

- The retention rate for the universities increased from 70.1 percent for fall 2006 entering students in fall 2007 to 71.2 percent for fall 2007 entering students in fall 2008

**Background Information:**

The Board of Trustees of the Minnesota State Colleges and Universities system is committed to increasing higher education access and success for all Minnesotans. The discussion focuses on enrollment and retention of underrepresented students.

**BOARD OF TRUSTEES  
MINNESOTA STATE COLLEGES AND UNIVERSITIES**

**INFORMATION ITEM**

**UPDATE ON ENROLLMENT AND RETENTION OF  
UNDERREPRESENTED STUDENTS**

**BACKGROUND**

The Board of Trustees of the Minnesota State Colleges and Universities system is committed to increasing higher education access and success for all Minnesotans. The Governor and the 2007 Legislature approved \$22 million in additional resources to support the Access, Opportunity and Success initiative. The system implemented the initiative to improve recruitment, retention and success of underrepresented students in Fiscal Year 2008. Additional funds were allocated to the colleges and universities and to three access and opportunity centers of excellence to expand recruitment and support services for underrepresented students in both fiscal years 2008 and 2009.

Underrepresented students include three groups:

- Students of Color – American Indian, Asian or Pacific Islander, Black and Hispanic students.
- Low Income Students – Classification includes students who were determined to be eligible for a federal Pell Grant using data from the Free Application for Federal Student Aid (FAFSA) and financial aid award data.
- First Generation Students – Classification includes students whose parents did not attend college based on student-provided data on parental education.

Enrollment of new underrepresented students and second fall retention of underrepresented students are outcome measures for the initiative. While new underrepresented students entered a system college or university throughout the fiscal year, the retention rate is the proportion of fall semester entering full-time regular and transfer undergraduate students, who re-enrolled at the same college or university during the second fall semester after entry.

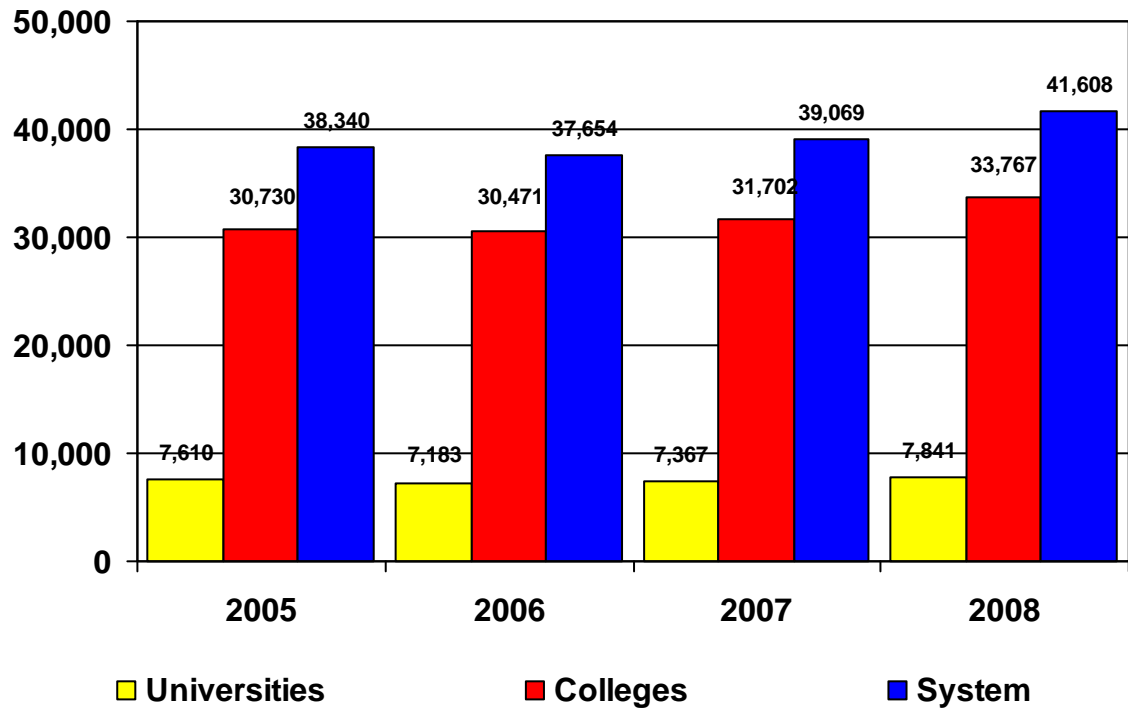
**ENROLLMENT UPDATE**

Systemwide enrollment of new underrepresented undergraduate students increased by 2,539, or 6.5 percent, from 39,069 in fiscal year 2007 to 41,608 in 2008. Total undergraduate student enrollment increased by 4 percent, and enrollment of not underrepresented students increased by 2.1 percent.

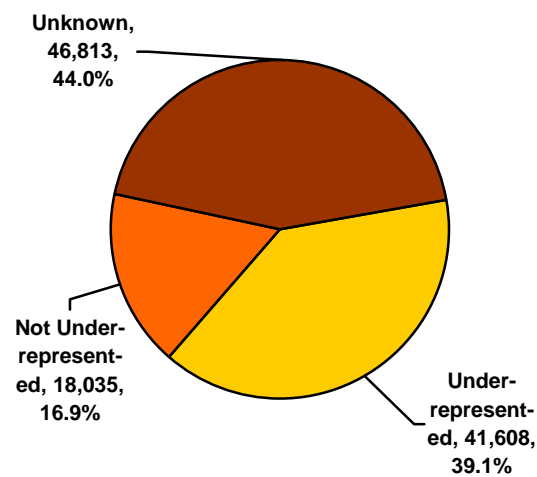
- Enrollment of new underrepresented students at the colleges increased by 2,065, or 6.5 percent, at the colleges and by 474, or 6.4 percent, at the universities from fiscal year 2007 to 2008, as shown in Figure 1.

- Underrepresented students constituted 39 percent of new students systemwide, 42 percent of new college students and 30 percent of new university students in fiscal year 2008, as shown in Figure 2.

**Figure 1: New Underrepresented Undergraduate Students  
Minnesota State Colleges and Universities  
Fiscal Years 2005 to 2008**



**Figure 2: New Undergraduate Students by Underrepresented Status  
Minnesota State Colleges and Universities  
Fiscal Years 2005 to 2008**

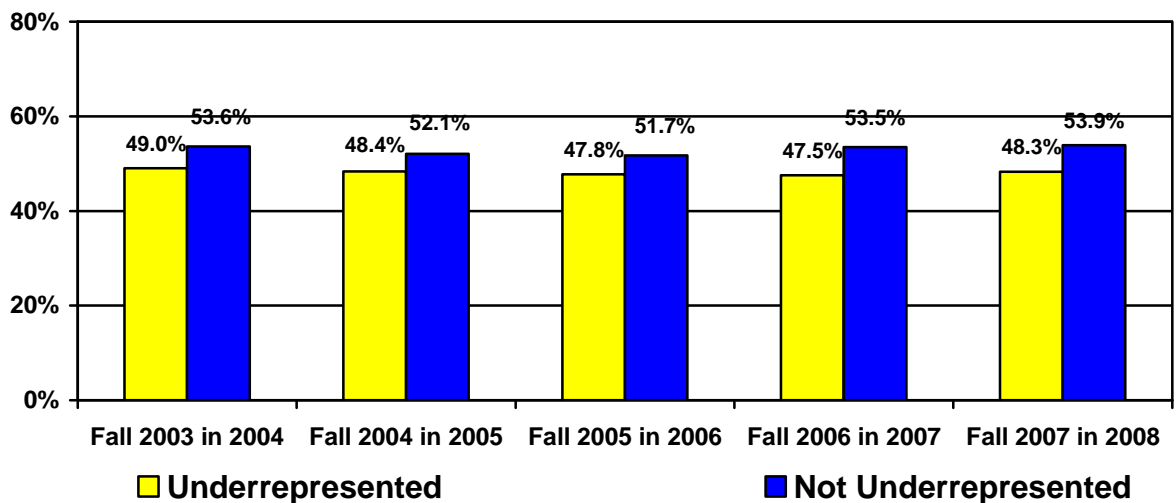


## RETENTION UPDATE

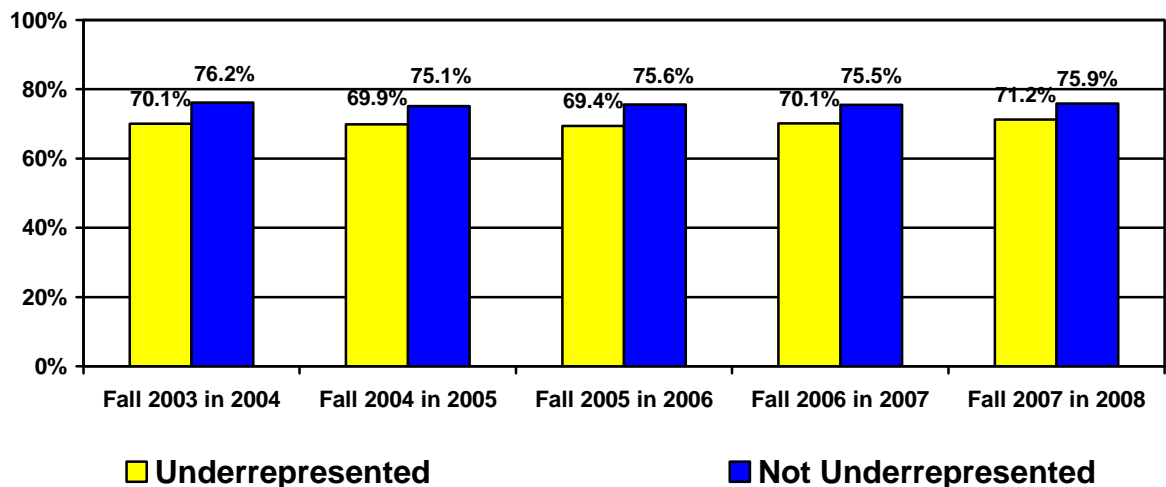
The second fall retention rate for fall entering full-time underrepresented undergraduate students increased both at the colleges and the universities.

- The college retention rate for underrepresented students increased from 47.5 percent for fall 2006 entering students in fall 2007 to 48.3 percent for fall 2007 entering students in fall 2008, as shown in Figure 3.
- The university retention rate for underrepresented students increased from 70.1 percent for fall 2006 entering students in fall 2007 to 71.2 percent for fall 2007 entering students in fall 2008, as shown in Figure 4.

**Figure 3: Second Fall Retention Rate  
Underrepresented Full-Time Undergraduate Students  
State Colleges**



**Figure 4: Second Fall Retention Rate  
Underrepresented Full-Time Undergraduate Students  
State Universities**



## STUDENTS WITH NON-U.S. ORIGINS

System colleges and universities enroll substantial numbers of immigrants. While the number of immigrant students cannot be accurately determined, the number of students with non-U.S. origins can be determined using information on students' birth country or country of citizenship from the Integrated Statewide Record System. If a student had a birth country other than the U. S. on record, he or she was classified as having non-U.S. origins. If a student had not reported birth country, but holds citizenship in a country other than the U. S., he or she was classified as having non-U.S. origins.

- Information on birth country and country of citizenship suggest that five percent of credit students in fiscal year 2008 had non-U.S. origins, as shown in Figure 5.
  - 18 percent of Asian students had non-U.S. origins;
  - 31 percent of Black students had non-U.S. origins;
  - 13 percent of Hispanic students had non-U.S. origins;
  - 2 percent of American Indians students had non-U.S. origins;
  - 22 percent of students of color had non-U.S. origins.
  - 3 percent of White students had non-U.S. origins.

**Figure 5: Credit Headcount by Race-Ethnicity and U.S. Origin Status  
Minnesota State Colleges and Universities  
Fiscal Year 2008**

