

**MINNESOTA STATE COLLEGES AND UNIVERSITIES
BOARD OF TRUSTEES**

INFORMATION ITEM

Fiscal Year 2007 Gifts and Grants Report

BACKGROUND

Minnesota State Colleges and Universities Board policy 7.7, Part 4, states that the colleges and universities shall maintain a list of gifts and grants for submission each fiscal year to the Office of the Chancellor to be incorporated into a comprehensive report to the Board of Trustees. This report includes the nature and the amount of all gifts and grants with a value in excess of \$5,000 accepted by the colleges, the universities and the system. Foundation information is also included. The attached document contains the following information:

1. Chart representing private and public sources of income for fiscal year 2007.
2. Chart comparing private gifts for fiscal years 2006 and 2007.
3. Chart comparing public grants for fiscal years 2006 and 2007.
4. Comparison of all income received for five fiscal years, 2003 – 2007.
5. Comparison of private gift totals for five fiscal years, 2003 – 2007.
6. Comparison of public grant totals for five fiscal years, 2003 – 2007.
7. Comparison of total in-kind/appreciated property gifts received, for fiscal years 2005, 2006 and 2007.
8. FY 2007 private sources of income totals.
9. FY 2007 public sources of income totals.
10. Foundation fund and endowment balances for fiscal year 2007.
11. Total scholarship dollars and number of scholarships awarded by foundations in fiscal year 2007.

The following reports are available upon request for each college, university and foundation:

1. Summary reports of private/public gifts and grants by source and in-kind/appreciated property gifts.
2. Details of gifts and grants of \$5,000 or more.

Following are the definitions of terms used in the report:

Alumni – Former students---full- or part-time, undergraduate or graduate---who have earned some credit toward one of the degrees, certificates, or diplomas offered by the reporting institution. Alumni status takes precedence over any additional status.

Other Individuals – Persons, other than alumni, who are the parents, grandparents, or guardians of either currently enrolled or former students of the reporting institution, current faculty and staff, currently enrolled undergraduate, graduate or non-degree students, with status and all other persons not classifiable.

Private Foundations – Private tax-exempt entities, whether corporate or trust in legal form, that have been established and are operated exclusively for charitable purposes.

Corporations – Corporations, partnerships and cooperatives that have been organized for profit-making purposes, including corporations owned by individuals and families and other closely held companies. Also included in this category are business-sponsored foundations, i.e., those organizations that have been created by business corporations and that have been funded exclusively by their companies. Also included here are industry trade associations.

Private Organizations – churches, synagogues, temples, their denominational entities, hierarchies, orders, and services groups; entities that have been formed by a group of cooperating institutions or organizations for the purpose of facilitating their fundraising activities, such as United Way; all other organizations other than governmental agencies, not defined as foundations, corporations and businesses.

Deferred gifts – also called ‘planned gifts’ or ‘future gifts’ where the institution does not realize the assets until some point in the future. Types of deferred gifts include, bequests, charitable gift annuities, charitable lead trusts, charitable remainder trusts, life estate, gifts to pooled income funds, remainder interests in property.

Bequests – a bequest expectancy is the provision in a will, trust or other testamentary legal document providing a gift to charity pursuant to applicable state law. This is a type of deferred gift.

Endowment – the principle of which is not expendable by the college, university or foundation under the terms of the agreement that created the fund.

In-kind/Appreciated Property - non-cash gifts received from individuals that are of a character to appreciate in value over time. Appreciated property gifts include securities, real estate, and real property such as works of art, antiques, and collectibles.

Executive Summary

Comprehensive college, university and foundation giving for the fiscal year 2007 reflects an increase in monetary gifts and grants of \$18,951,349 or an increase of 23.1 percent over fiscal year 2006, totaling \$101,129,381.

Private support:

1. Total foundation fund balances were reported as \$169,383,598 an increase of \$31,672,604 or 23 percent over FY 2006.
2. Contributions from alumni, individuals, businesses, organizations and private foundations made up 69.2 percent of all contributions for a total of \$37,321,070 compared to FY 2006’s total of \$37,154,090. This was an increase of \$166,980 or .45 percent.
3. Total endowment balance: \$96,499,791, an increase of \$12,850,082 or up 15.4 percent over FY 2006.
 - a. New endowment funds received during FY 2007 were \$4,492,895, a decrease of \$978,848 from FY 2006, or 17.8 percent.
 - b. New pledged endowment: \$8,210,049, an increase of \$6,246,315 or up 318.1 percent over FY 2006.

Public support:

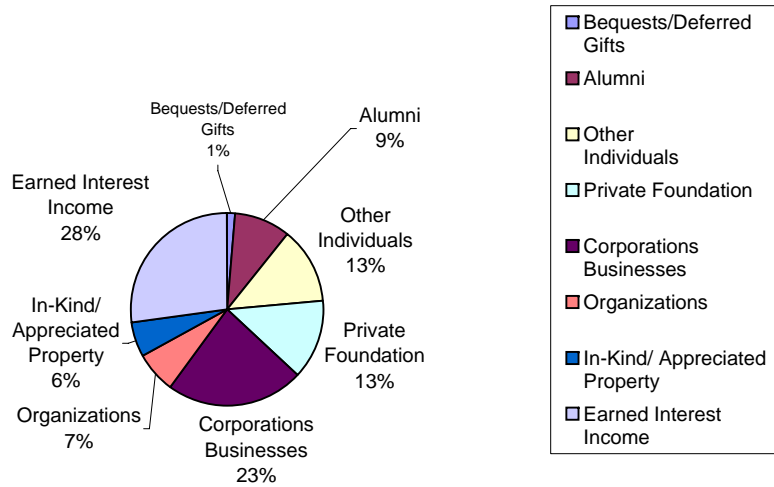
1. Government grants totaling \$47,153,284 were received for FY 2007, an increase of \$12,074,985 or 34.4 percent from the FY 2006 total of \$35,078,299.

In-Kind support:

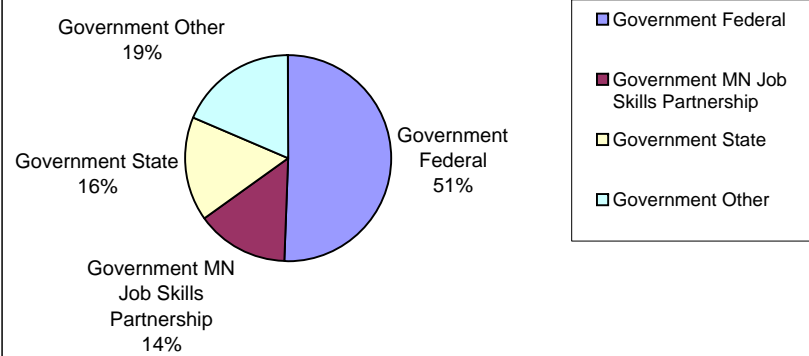
1. Total value of all in-kind gifts received in FY 2007 was \$3,230,428 or up .6 percent over FY 2006.

Minnesota State Colleges and Universities Foundations, Colleges and Universities Sources of Income for Fiscal Year 2007

**Minnesota State Colleges and Universities
Foundations, Colleges and Universities
Private Sources of Income for Fiscal Year 2007
(Revised 2/26/2008)**

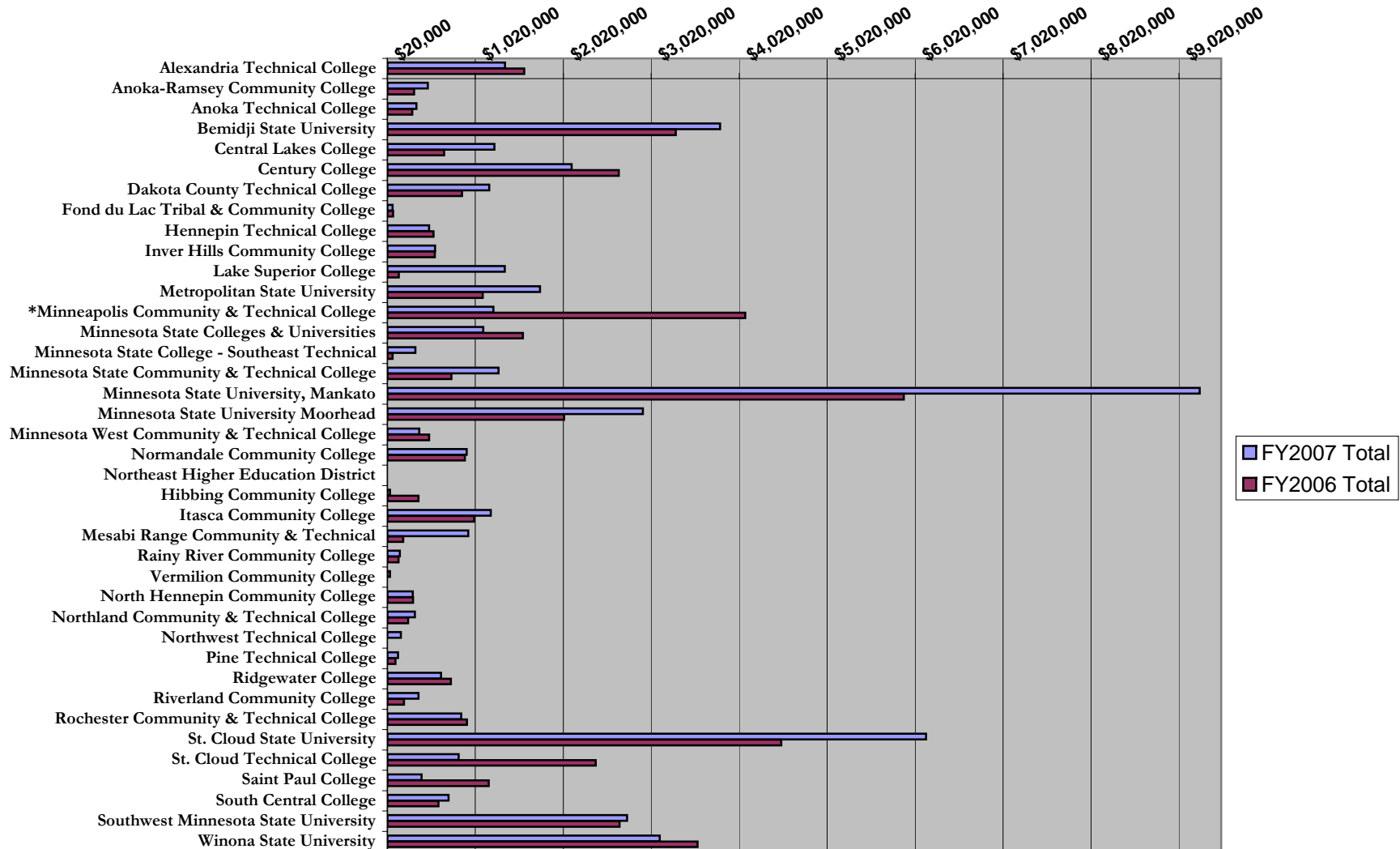


**Minnesota State Colleges and Universities
Foundations, Colleges, and Universities
Public Sources of Income for Fiscal Year 2007**

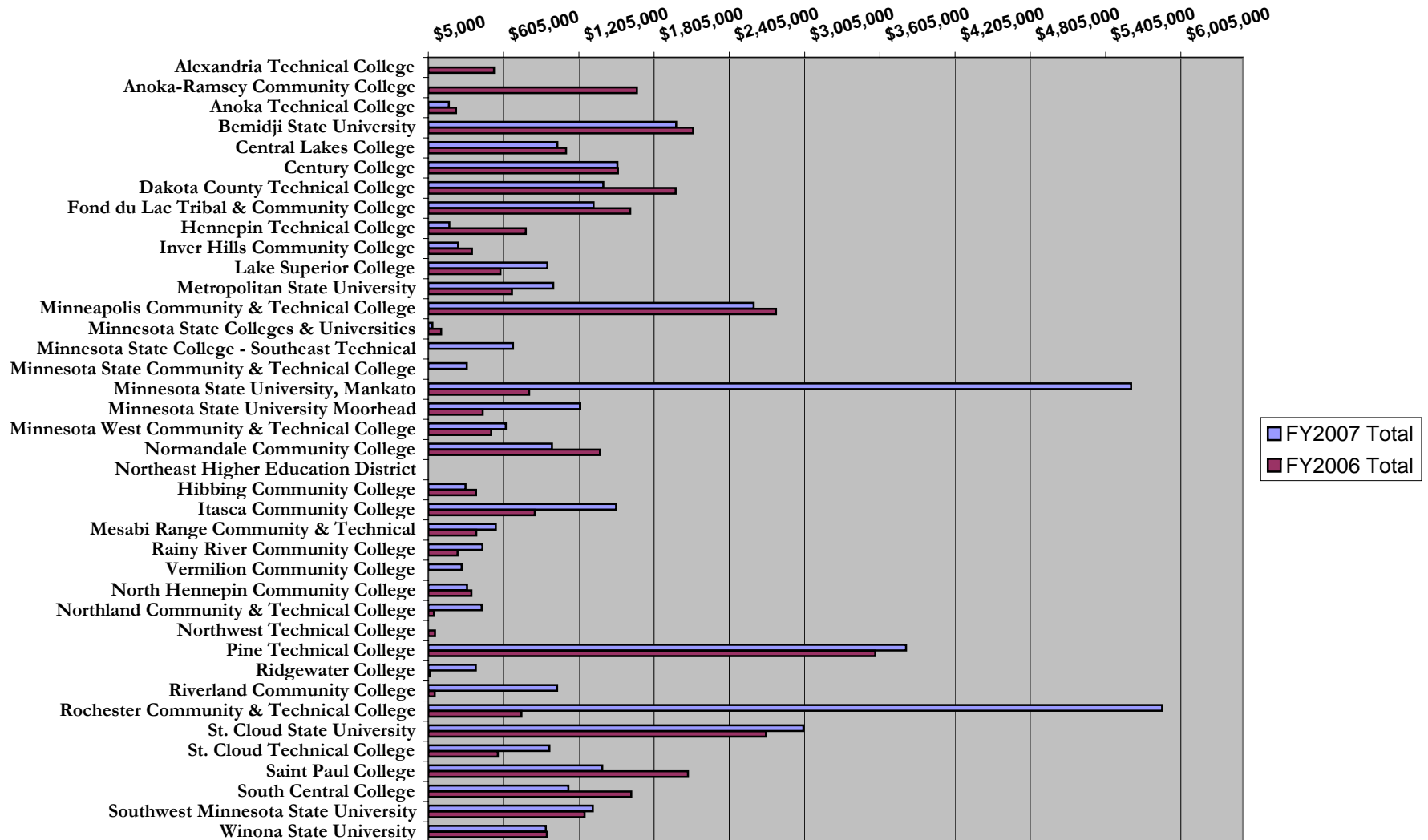


Minnesota State Colleges and Universities Private Grants for FY 2006 and FY 2007

(*Revised 2/26/2008)



Minnesota State Colleges and Universities Public Grants for FY 2006 and FY 2007



Comparison of All Income Received for Fiscal Years, 2003 - 2007

1/7/2008 (*Revised 02/26/2008)

College/University	FY2007 Total	FY2006 Total	FY2005 Total	FY2004 Total	FY2003 Total
Alexandria Technical College	\$1,637,119	\$2,159,235	\$823,542	\$611,715	\$680,114
Anoka-Ramsey Community College	\$1,873,400	\$1,991,302	\$1,603,581	\$1,678,415	\$4,108,222
Anoka Technical College	\$520,040	\$530,845	\$1,039,766	\$333,045	\$559,132
Bemidji State University	\$5,785,764	\$5,414,670	\$5,459,924	\$5,051,175	\$4,382,318
Central Lakes College	\$2,272,114	\$1,770,567	\$2,127,863	\$1,579,958	\$1,023,128
Century College	\$3,628,650	\$4,169,204	\$1,835,708	\$2,142,062	\$1,681,330
Dakota County Technical College	\$2,577,838	\$2,843,773	\$2,075,683	\$1,550,874	\$2,855,525
Fond du Lac Tribal & Community College	\$1,399,933	\$1,698,525	\$323,253	\$2,377,886	\$4,753,769
Hennepin Technical College	\$665,002	\$1,327,351	\$694,086	\$1,596,215	\$1,221,391
Inver Hills Community College	\$804,434	\$911,895	\$1,264,196	\$1,248,968	\$201,405
Lake Superior College	\$2,309,263	\$729,582	\$810,485	\$1,447,492	\$801,510
Metropolitan State University	\$2,757,464	\$1,777,097	\$1,997,991	\$3,056,660	\$1,399,466
*Minneapolis Community & Technical College	\$3,824,355	\$6,866,056	\$4,482,347	\$6,695,991	\$5,901,428
Minnesota State Colleges & Universities	\$1,146,830	\$1,667,713	\$1,515,885	\$1,531,376	\$3,556,352
Minnesota State College - Southeast Technical	\$1,017,427	\$78,575	\$1,045,314	\$219,084	\$24,725
Minnesota State Community & Technical College	\$1,595,759	\$747,657	\$641,109	\$476,933	\$402,366
Minnesota State University, Mankato	\$14,863,310	\$6,700,465	\$7,407,371	\$10,317,929	\$6,689,676
Minnesota State University Moorhead	\$4,137,840	\$2,467,981	\$3,602,244	\$3,459,458	\$2,447,517
Minnesota West Community & Technical College	\$1,006,263	\$1,000,670	\$745,302	\$1,124,038	\$804,265
Normandale Community College	\$1,910,938	\$2,275,812	\$3,384,686	\$562,437	\$2,887,974
Northeast Higher Education District*					
Hibbing Community College	\$351,590	\$757,893	\$418,850	\$672,298	\$901,550
Itasca Community College	\$2,698,529	\$1,860,140	\$3,699,283	\$1,695,036	\$1,607,361
Mesabi Range Community & Technical College	\$1,481,122	\$587,099	\$560,731	\$669,720	\$418,288
Rainy River Community College	\$597,836	\$383,572	\$369,831	\$626,860	\$321,945
Vermilion Community College	\$320,105	\$17,228	\$1,197,040	\$324,924	\$338,987
North Hennepin Community College	\$620,936	\$660,729	\$855,749	\$1,013,711	\$1,177,434
Northland Community & Technical	\$762,439	\$305,340	\$603,715	\$401,480	\$898,841
Northwest Technical College	\$173,972	\$78,115	\$61,701	\$224,254	\$81,243
Pine Technical College	\$3,955,230	\$3,680,277	\$2,653,235	\$2,727,157	\$4,531,342
Ridgewater College	\$1,012,779	\$760,770	\$1,017,396	\$417,181	\$1,073,083
Riverland Community College	\$1,404,619	\$265,805	\$206,007	\$240,298	\$192,103
Rochester Community & Technical	\$6,714,944	\$1,672,655	\$1,602,515	\$468,406	\$394,304
St. Cloud State University	\$9,140,916	\$7,195,950	\$7,510,367	\$13,779,690	\$6,562,638
St. Cloud Technical College	\$1,800,983	\$2,949,229	\$1,268,838	\$1,018,206	\$2,291,699
Saint Paul College	\$1,802,137	\$3,245,006	\$1,991,528	\$3,369,920	\$1,822,430
South Central College	\$1,838,047	\$2,223,839	\$1,980,617	\$1,957,530	\$1,803,474
Southwest Minnesota State University	\$4,062,474	\$3,909,779	\$3,141,075	\$4,370,894	\$2,999,709
Winona State University	\$4,057,368	\$4,495,632	\$4,887,091	\$4,129,144	\$2,341,407
TOTAL	\$98,529,769	\$82,178,032	\$76,905,907	\$85,168,420	\$76,139,450

*Northeast Higher Education District includes Hibbing Community College, Itasca Community College, Mesabi Range Community & Technical College, Rainy River Community College and Vermilion Community College.

Comparison of Private Gift Totals for Five Fiscal Years, 2003 - 2007 (cash received)

(*Revised 2/26/2008)

College/University	FY2007 Total	FY2006 Total	FY2005 Total	FY2004 Total	FY2003 Total
Alexandria Technical College	\$1,357,988	\$1,576,453	\$701,880	\$356,235	\$577,104
Anoka-Ramsey Community College	\$479,833	\$322,294	\$295,707	\$236,142	\$267,622
Anoka Technical College	\$350,425	\$305,511	\$947,766	\$333,045	\$559,132
Bemidji State University	\$3,803,896	\$3,297,517	\$3,268,651	\$2,910,005	\$2,048,737
Central Lakes College	\$1,237,271	\$666,059	\$911,125	\$555,910	\$366,137
Century College	\$2,115,443	\$2,651,744	\$543,718	\$374,700	\$463,392
Dakota County Technical College	\$1,178,624	\$867,169	\$364,172	\$363,382	\$1,091,155
Fond du Lac Tribal & Community College	\$78,008	\$83,821	\$60,074	\$69,049	\$29,571
Hennepin Technical College	\$493,167	\$544,945	\$211,768	\$276,481	\$142,414
Inver Hills Community College	\$561,124	\$559,837	\$461,632	\$306,111	\$167,949
Lake Superior College	\$1,354,344	\$149,163	\$243,092	\$148,137	\$57,088
Metropolitan State University	\$1,756,303	\$1,105,018	\$553,564	\$1,841,419	\$909,734
*Minneapolis Community & Technical College	\$1,224,743	\$4,088,190	\$583,099	\$918,257	\$660,138
Minnesota State Colleges & Universities	\$1,108,829	\$1,559,505	\$144,072	\$53,214	\$169,594
Minnesota State College - Southeast Technical	\$338,329	\$78,575	\$209,856	\$219,084	\$24,725
Minnesota State Community & Technical College	\$1,284,859	\$747,657	\$558,609	\$403,078	\$364,091
Minnesota State University, Mankato	\$9,255,246	\$5,891,170	\$5,274,811	\$4,420,438	\$3,465,611
Minnesota State University Moorhead	\$2,923,215	\$2,029,361	\$2,720,003	\$2,815,978	\$1,685,300
Minnesota West Community & Technical College	\$382,499	\$494,189	\$199,564	\$113,829	\$144,166
Normandale Community College	\$920,799	\$901,249	\$422,996	\$431,512	\$1,394,369
**Northeast Higher Education District					
Hibbing Community College	\$49,571	\$372,676	\$59,660	\$76,221	\$51,151
Itasca Community College	\$1,196,484	\$1,006,170	\$387,251	\$186,906	\$145,340
Mesabi Range Community & Technical College	\$938,203	\$198,751	\$118,202	\$87,996	\$182,680
Rainy River Community College	\$160,675	\$146,010	\$132,269	\$157,873	\$78,857
Vermilion Community College	\$48,650	\$17,228	\$65,334	\$65,205	\$9,842
North Hennepin Community College	\$307,457	\$311,550	\$537,799	\$361,213	\$384,208
Northland Community & Technical College	\$331,950	\$255,340	\$158,720	\$186,847	\$578,169
Northwest Technical College	\$173,972	\$20,172	\$0	\$0	\$40,747
Pine Technical College	\$140,789	\$111,459	\$59,555	\$38,166	\$62,034
Ridgewater College	\$629,504	\$741,655	\$502,125	\$320,577	\$364,616
Riverland Community College	\$372,920	\$209,432	\$167,007	\$193,548	\$173,853
Rochester Community & Technical College	\$858,535	\$925,064	\$540,556	\$468,406	\$295,124
St. Cloud State University	\$6,144,850	\$4,498,075	\$4,404,588	\$4,723,919	\$2,468,208
St. Cloud Technical College	\$831,008	\$2,389,436	\$704,615	\$531,405	\$1,939,585
Saint Paul College	\$410,249	\$1,170,538	\$307,000	\$1,600,994	\$146,681
South Central College	\$715,504	\$601,633	\$446,482	\$585,535	\$390,574
Southwest Minnesota State University	\$2,745,356	\$2,658,644	\$1,643,236	\$2,946,661	\$1,325,416
Winona State University	\$3,115,863	\$3,546,474	\$3,489,479	\$2,391,389	\$1,269,302
TOTAL	\$51,376,485	\$47,099,733	\$32,400,038	\$32,068,867	\$24,494,415

FY 2007 and FY2006 columns include all private gifts to the college, university or foundation. Previous years data included only gifts to foundation.

**Northeast Higher Education District includes Hibbing Community College, Itasca Community College, Mesabi Range Community & Technical College, Rainy River Community College and Vermilion Community College.

Note: Sources cash came from: Alumni, Other Individuals,, Private Foundations, Corporations/Foundation, Organizations, Bequests, Interest Earned and Other Services

Comparison of Public Totals for Five Fiscal Years, 2003 - 2007

College/University	FY2007 Total	FY2006 Total	FY2005 Total	FY2004 Total	FY2003 Total
Alexandria Technical College	\$279,131	\$582,782	\$121,662	\$255,481	\$103,010
Anoka-Ramsey Community College	\$1,393,567	\$1,669,008	\$1,307,874	\$1,442,273	\$3,840,600
Anoka Technical College	\$169,615	\$225,334	\$92,000	\$0	\$0
Bemidji State University	\$1,981,868	\$2,117,153	\$2,191,273	\$2,141,170	\$2,333,581
Central Lakes College	\$1,034,843	\$1,104,508	\$1,216,738	\$1,024,048	\$656,990
Century College	\$1,513,207	\$1,517,460	\$1,291,990	\$1,767,362	\$1,217,938
Dakota County Technical College	\$1,399,214	\$1,976,604	\$1,711,510	\$1,187,492	\$1,764,370
Fond du Lac Tribal & Community College	\$1,321,926	\$1,614,704	\$263,179	\$2,308,837	\$4,724,198
Hennepin Technical College	\$171,835	\$782,406	\$482,318	\$1,319,734	\$1,078,977
Inver Hills Community College	\$243,310	\$352,058	\$802,564	\$942,857	\$33,456
Lake Superior College	\$954,919	\$580,419	\$567,393	\$1,299,355	\$744,422
Metropolitan State University	\$1,001,161	\$672,079	\$1,444,428	\$1,215,241	\$489,732
Minneapolis Community & Technical College	\$2,599,612	\$2,777,866	\$3,899,248	\$5,777,734	\$5,241,290
Minnesota State Colleges & Universities	\$38,001	\$108,208	\$1,371,813	\$1,478,162	\$3,386,758
Minnesota State College - Southeast Technical	\$679,098	\$0	\$835,458	\$0	\$0
Minnesota State Community & Technical College	\$310,900	\$0	\$82,500	\$73,855	\$38,275
Minnesota State University, Mankato	\$5,608,064	\$809,295	\$2,132,561	\$5,897,491	\$3,224,065
Minnesota State University Moorhead	\$1,214,625	\$438,620	\$882,241	\$643,480	\$762,217
Minnesota West Community & Technical College	\$623,764	\$506,481	\$545,738	\$1,010,209	\$660,099
Normandale Community College	\$990,139	\$1,374,563	\$2,961,690	\$130,925	\$1,493,605
Northeast Higher Education District					
Hibbing Community College	\$302,019	\$385,217	\$359,190	\$596,077	\$850,399
Itasca Community College	\$1,502,045	\$853,970	\$3,312,032	\$1,508,130	\$1,462,021
Mesabi Range Community & Technical College	\$542,919	\$388,348	\$442,529	\$581,724	\$235,608
Rainy River Community College	\$437,161	\$237,562	\$237,562	\$468,987	\$243,088
Vermilion Community College	\$271,455	\$0	\$1,131,706	\$259,719	\$329,145
North Hennepin Community College	\$313,479	\$349,179	\$317,950	\$652,498	\$793,226
Northland Community & Technical	\$430,489	\$50,000	\$444,995	\$214,633	\$320,672
Northwest Technical College	\$0	\$57,943	\$61,701	\$224,254	\$40,495
Pine Technical College	\$3,814,441	\$3,568,818	\$2,593,680	\$2,688,991	\$4,469,309
Ridgewater College	\$383,275	\$19,115	\$515,271	\$96,604	\$708,467
Riverland Community College	\$1,031,699	\$56,373	\$39,000	\$46,750	\$18,250
Rochester Community & Technical	\$5,856,409	\$747,591	\$1,061,959	\$0	\$99,180
St. Cloud State University	\$2,996,066	\$2,697,875	\$3,105,779	\$9,055,771	\$4,094,430
St. Cloud Technical College	\$969,974	\$559,793	\$564,223	\$486,801	\$352,114
Saint Paul College	\$1,391,888	\$2,074,468	\$1,684,528	\$1,768,926	\$1,675,749
South Central College	\$1,122,543	\$1,622,206	\$1,534,135	\$1,371,995	\$1,412,900
Southwest Minnesota State University	\$1,317,118	\$1,251,135	\$1,497,839	\$1,424,233	\$1,674,293
Winona State University	\$941,505	\$949,158	\$1,397,612	\$1,737,755	\$1,072,105
TOTAL	\$47,153,284	\$35,078,299	\$44,505,869	\$53,099,553	\$51,645,034

FY2007 & FY2006 columns include public grants only. Previous years' data may have included private grants.

Northeast Higher Education District includes Hibbing Community College, Itasca Community College, Mesabi Range Community & Technical College, Rainy River Community College and Vermilion Community College.

FY 2007 Private Sources of Income

1/7/2008 (*Revised 02/26/2008)

College/University	Alumni	Other Individuals	Private Foundation	Corporations Businesses	Organizations	Bequests/D eferred Gifts	Totals	In-Kind/ Appreciated Property
Alexandria Technical College	\$65,426	\$174,940	\$27,095	\$753,298	\$8,320	\$0	\$1,029,079	\$384,642
Anoka-Ramsey Community College	\$5,052	\$154,948	\$91,635	\$40,380	\$91,424	\$0	\$383,439	\$15,120
Anoka Technical College	\$20,347	\$52,989	\$37,500	\$164,280	\$31,650	\$0	\$306,766	\$0
Bemidji State University	\$504,717	\$395,472	\$48,781	\$376,668	\$93,432	\$50,843	\$1,469,913	\$282,231
Central Lakes College	\$2,123	\$409,638	\$126,520	\$43,313	\$0	\$0	\$581,594	\$0
Century College	\$2,981	\$121,442	\$213,823	\$81,653	\$1,665,720	\$0	\$2,085,619	\$32,680
Dakota County Technical College	\$8,457	\$58,683	\$400,492	\$368,775	\$68,117	\$0	\$904,524	\$0
Fond du Lac Tribal & Community College	\$0	\$15,383	\$4,000	\$17,692	\$40,933	\$0	\$78,008	\$0
Hennepin Technical College	\$29,753	\$135,257	\$164,384	\$113,520	\$7,541	\$0	\$450,455	\$38,181
Inver Hills Community College	\$9,395	\$102,756	\$325,050	\$48,403	\$4,655	\$16,871	\$507,130	\$0
Lake Superior College	\$5,547	\$71,972	\$125,550	\$1,094,804	\$20,633	\$0	\$1,318,506	\$3,044
Metropolitan State University	\$72,009	\$150,693	\$1,139,861	\$93,449	\$12,700	\$0	\$1,468,712	\$28,888
*Minneapolis Community and Technical College	\$10,469	\$132,960	\$459,917	\$446,016	\$111,480	\$0	\$1,160,842	\$717,240
Minnesota State Colleges and Universities	\$0	\$68,333	\$933,569	\$289	\$0	\$0	\$1,002,191	\$576
Minnesota State College - Southeast Technical	\$15,725	\$32,738	\$26,485	\$135,314	\$5,915	\$0	\$216,177	\$0
Minnesota State Community and Technical College	\$24,702	\$124,866	\$258,800	\$571,557	\$36,350	\$20,000	\$1,036,275	\$500,657
Minnesota State University, Mankato	\$1,181,904	\$815,663	\$702,277	\$2,976,651	\$482,348	\$162,492	\$6,321,335	\$30,119
Minnesota State University, Moorhead	\$525,401	\$428,251	\$306,157	\$445,363	\$55,000	\$98,068	\$1,858,240	\$47,983
Minnesota West Community & Technical College	\$2,702	\$96,678	\$3,200	\$35,189	\$215,281	\$0	\$353,050	\$0
Normandale Community College	\$30,842	\$683,650	\$106,325	\$45,325	\$1,447	\$0	\$867,589	\$0
Northeast Higher Education District								
Hibbing Community College	\$45,355	\$2,550	\$0	\$0	\$0	\$0	\$47,905	\$5,250
Itasca Community College	\$149,835	\$32,529	\$372,374	\$8,775	\$12,566	\$0	\$576,079	\$0
Mesabi Range & Technical College	\$44,750	\$20,393	\$4,500	\$28,650	\$9,855	\$0	\$108,148	\$0
Rainy River Community College	\$5,299	\$22,286	\$0	\$32,507	\$0	\$0	\$60,092	\$0
Vermilion Community College	\$11,195	\$8,275	\$300	\$1,000	\$4,151	\$1,500	\$26,421	\$0
North Hennepin Community College	\$27,766	\$59,598	\$31,600	\$13,008	\$111,185	\$0	\$243,157	\$38,220
Northland Community & Technical College	\$10,664	\$131,366	\$30,600	\$93,326	\$37,822	\$10,500	\$314,278	\$0
Northwest Technical College	\$270	\$2,158	\$55,600	\$16,052	\$18,960	\$0	\$93,040	\$0
Pine Technical College	\$100	\$20,037	\$11,423	\$70,302	\$9,518	\$0	\$111,380	\$0
Ridgewater College	\$59,562	\$78,032	\$45,602	\$300,682	\$50,391	\$0	\$534,269	\$184,919
Riverland Community College	\$21,822	\$84,045	\$3,250	\$235,346	\$5,757	\$0	\$350,220	\$0
Rochester Community & Technical College	\$48,930	\$236,109	\$21,146	\$112,032	\$78,841	\$80,355	\$577,413	\$136,512
St. Cloud State University	\$823,213	\$577,075	\$513,335	\$974,327	\$76,622	\$294,000	\$3,258,572	\$470,550
St. Cloud Technical College	\$200,652	\$135,178	\$58,576	\$394,421	\$0	\$0	\$788,827	\$0
St. Paul College	\$12,285	\$25,387	\$312,000	\$35,000	\$0	\$0	\$384,672	\$0
South Central College	\$13,559	\$105,262	\$28,275	\$277,312	\$75,403	\$0	\$499,811	\$10,977
Southwest Minnesota State University	\$257,799	\$492,708	\$48,488	\$1,057,599	\$114,340	\$18,348	\$1,989,282	\$44,593
Winona State University	\$778,584	\$455,879	\$97,750	\$779,212	\$0	\$30,762	\$2,142,187	\$258,622
TOTAL	\$5,029,192	\$6,716,179	\$7,136,240	\$12,281,490	\$3,558,357	\$783,739	\$35,505,197	\$3,231,004

FY 2007 Public Sources of Income

January 5, 2007

College/University	Gov't Federal	Gov't State	Gov't MJSP	Gov't Other	Totals
Alexandria Technical College	\$0	\$0	\$188,296	\$90,835	\$279,131
Anoka-Ramsey Community College	\$679,383	\$0	\$714,184	\$0	\$1,393,567
Anoka Technical College	\$160,787	\$0	\$8,828	\$0	\$169,615
Bemidji State University	\$1,019,874	\$806,829	\$0	\$155,165	\$1,981,868
Central Lakes College	\$421,312	\$0	\$120,000	\$493,531	\$1,034,843
Century College	\$1,172,005	\$180,384	\$160,818	\$0	\$1,513,207
Dakota County Technical College	\$802,289	\$1,000	\$595,925	\$0	\$1,399,214
Fond du Lac Tribal & Community College	\$1,009,936	\$135,121	\$14,511	\$162,357	\$1,321,925
Hennepin Technical College	\$20,064	\$0	\$151,771	\$0	\$171,835
Inver Hills Community College	\$0	\$0	\$243,310	\$0	\$243,310
Lake Superior College	\$512,919	\$34,000	\$397,000	\$11,000	\$954,919
Metropolitan State University	\$392,829	\$608,332	\$0	\$0	\$1,001,161
Minneapolis Community and Technical College	\$2,363,181	\$58,075	\$178,356	\$0	\$2,599,612
Minnesota State Colleges and Universities	\$38,001	\$0	\$0	\$0	\$38,001
Minnesota State College - Southeast Technical	\$0	\$0	\$679,098	\$0	\$679,098
Minnesota State Community and Technical College	\$0	\$222,000	\$88,900	\$0	\$310,900
Minnesota State University, Mankato	\$4,183,427	\$980,303	\$0	\$444,334	\$5,608,064
Minnesota State University, Moorhead	\$922,713	\$291,912	\$0	\$0	\$1,214,625
Minnesota West Community & Technical College	\$27,846	\$409,961	\$175,457	\$10,500	\$623,764
Normandale Community College	\$554,373	\$0	\$435,766	\$0	\$990,139
Northeast Higher Education District					
Hibbing Community College	\$216,791	\$0	\$85,228	\$0	\$302,019
Itasca Community College	\$1,502,045	\$0	\$0	\$0	\$1,502,045
Mesabi Range & Technical College	\$477,852	\$0	\$65,067	\$0	\$542,919
Rainy River Community College	\$219,605	\$0	\$217,556	\$0	\$437,161
Vermilion Community College	\$271,455	\$0	\$0	\$0	\$271,455
North Hennepin Community College	\$313,479	\$0	\$0	\$0	\$313,479
Northland Community & Technical College	\$0	\$0	\$430,489	\$0	\$430,489
Northwest Technical College	\$0	\$0	\$0	\$0	\$0
Pine Technical College	\$178,289	\$676,046	\$504,253	\$2,455,853	\$3,814,441
Ridgewater College	\$383,275	\$0	\$0	\$0	\$383,275
Riverland Community College	\$1,031,699	\$0	\$0	\$0	\$1,031,699
Rochester Community & Technical College	\$924,148	\$0	\$113,315	\$4,818,946	\$5,856,409
St. Cloud State University	\$1,121,724	\$1,329,284	\$397,332	\$147,726	\$2,996,066
St. Cloud Technical College	\$649,163	\$65,229	\$255,583	\$0	\$969,975
Saint Paul College	\$1,107,070	\$0	\$284,818	\$0	\$1,391,888
South Central College	\$11,500	\$791,092	\$319,951	\$0	\$1,122,543
Southwest Minnesota State University	\$494,715	\$821,553	\$0	\$850	\$1,317,118
Winona State University	\$683,923	\$248,726	\$0	\$8,856	\$941,505
TOTAL	\$23,867,672	\$7,659,847	\$6,825,812	\$8,799,953	\$47,153,284

Comparison of Total In-Kind/Appreciated Property Gifts for Fiscal Years 2005, 2006 and 2007

College/University	FY2007	FY2006	FY2005
Alexandria Technical College	\$384,642	\$529,570	\$787,886
Anoka - Ramsey Community College	\$15,120	\$25,000	\$36,861
Anoka Technical College	\$0	\$0	\$20,339
Bemidji State University	\$282,231	\$293,859	\$65,110
Central Lakes College	\$0	\$0	\$91,530
Century College	\$32,680	\$145,891	\$116,277
Dakota County Technical College	\$0	\$176,594	\$3,194,545
Fond du Lac Tribal & Community College	\$0	\$0	\$2,500
Hennepin Technical College	\$38,181	\$0	\$154,487
Inver Hills Community College	\$0	\$0	\$168,053
Lake Superior College	\$3,044	\$0	\$57,879
Metropolitan State University	\$28,888	\$4,350	\$211,689
Minneapolis Community and Technical College	\$717,240	\$745,577	\$2,680,886
Minnesota State Colleges and Universities	\$576	\$118	\$0
Minnesota State College - Southeast Technical	\$0	\$34,691	\$0
Minnesota State Community and Technical College	\$500,657	\$0	\$130,549
Minnesota State University, Mankato	\$30,119	\$37,149	\$333,403
Minnesota State University, Moorhead	\$47,983	\$5,100	\$47,090
Minnesota West Community & Technical College	\$0	\$0	\$0
Normandale Community College	\$0	\$18,254	\$56,386
Northeast Higher Education District			
Hibbing Community College (MN)	\$5,250	\$120,000	\$22,910
Itasca Community College	\$0	\$1,900	\$10,841
Mesabi Range & Technical College	\$0	\$0	\$0
Rainy River Community College	\$0	\$11,515	\$20,200
Vermilion Community College	\$0	\$0	\$0
North Hennepin Community College	\$38,220	\$80,000	\$0
Northland Community & Technical College	\$0	\$749	\$0
Northwest Technical College	\$0	\$0	\$0
Pine Technical College	\$0	\$0	\$0
Ridgewater College	\$184,919	\$0	\$144,279
Riverland Community College	\$0	\$87,922	\$0
Rochester Community & Technical College	\$136,512	\$50,059	\$267,382
St. Cloud State University	\$470,550	\$453,651	\$113,701
St. Cloud Technical College	\$0	\$180,974	\$219,833
St. Paul College	\$0	\$94,045	\$169,348
South Central College	\$10,977	\$16,746	\$27,872
Southwest Minnesota State University	\$44,593	\$4,516	\$1,143,152
Winona State University	\$258,622	\$92,870	\$167,767
TOTAL	\$3,231,004	\$3,211,100	\$10,462,755

Foundation Fund and Endowment Balances for FY 2007, FY 2006 and FY 2005

(revised 1-14-08)

	FY 2007				FY 2006	FY 2005
	Total Endowment	New Received Endowments	New Pledged Endowment	Foundation Fund Balance	Foundation Fund Balance	Foundation Fund Balance
Alexandria Technical College	\$1,354,456	\$70,531	\$9,174	\$3,494,430	\$3,065,710	\$2,945,957
Anoka-Ramsey Community College	\$568,365	\$10,000	\$0	\$1,360,829	\$1,095,155	\$978,625
Anoka Technical College	\$47,338	\$1,000	\$0	\$1,075,096	\$1,150,750	\$1,186,201
Bemidji State University	\$9,813,819	\$628,484	\$98,068	\$13,094,962	\$11,341,233	\$10,632,287
Central Lakes College	\$3,764,193	\$268,082	\$25,000	\$4,521,573	\$3,720,712	\$3,435,858
Century College	\$1,013,788	\$28,459	\$20,384	\$2,031,350	\$1,791,114	\$1,373,493
Dakota County Technical College	\$1,648,999	\$13,201	\$0	\$2,424,670	\$2,181,841	\$1,818,048
Fond du Lac Tribal & Community College	\$365,232	\$0	\$0	\$423,215	\$365,579	\$304,410
Hennepin Technical College	\$284,174	\$43,547	\$110,000	\$658,057	\$481,983	\$356,025
Inver Hills Community College	\$418,216	\$119,499	\$0	\$1,054,578	\$698,408	\$476,612
Lake Superior College	\$345,456	\$16,700	\$0	\$533,456	\$433,028	\$365,559
Metropolitan State University	\$1,856,083	\$164,909	\$111,187	\$3,966,472	\$3,110,341	\$2,974,588
Minneapolis Community and Technical College	\$1,703,581	\$0	\$0	\$3,463,234	\$1,988,626	\$2,112,629
Minnesota State Colleges and Universities	\$87,563	\$2,452	\$0	\$455,501	\$450,649	\$436,603
Minnesota State College - Southeast Technical	\$1,729,099	\$48,973	\$0	\$1,881,800	\$1,614,445	\$1,488,937
Minnesota State Community and Technical College	\$2,088,345	\$120,402	\$10,004	\$2,624,307	\$2,425,069	\$2,214,585
Minnesota State University, Mankato	\$19,235,360	\$1,073,112	\$7,067,210	\$30,190,471	\$19,848,361	\$18,218,183
Minnesota State University, Moorhead	\$6,524,135	\$284,944	\$139,650	\$10,951,066	\$9,003,981	\$8,318,202
Minnesota West Community & Technical College	\$39,683	\$0	\$0	\$1,056,688	\$606,221	\$606,221
Normandale Community College	\$224,675	\$25,325	\$0	\$1,909,720	\$2,104,021	\$1,597,214
Northeast Higher Education District						
Hibbing Community College	\$526,516	\$0	\$0	\$903,609	\$716,400	\$827,749
Itasca Community College	\$2,429,778	\$150,009	\$0	\$4,465,062	\$3,947,746	\$3,598,658
Mesabi Range & Technical College	\$35,000	\$30,000	\$0	\$812,380	\$784,630	\$725,602
Rainy River Community College	\$748,527	\$0	\$0	\$884,895	\$812,170	\$783,098
Vermilion Community College	\$175,384	\$6,000	\$0	\$372,280	\$350,429	\$330,934
North Hennepin Community College	\$945,470	\$18,000	\$0	\$1,051,499	\$920,391	\$822,644
Northland Community & Technical College	\$1,613,233	\$183,165	\$0	\$2,728,942	\$2,265,991	\$2,181,465
Northwest Technical College	\$0	\$0	\$0	\$67,759	\$7,135	\$0
Pine Technical College	\$217,090	\$61,882	\$8,603	\$361,153	\$174,827	\$106,270
Ridgewater College	\$2,218,879	\$25,258	\$0	\$3,288,928	\$2,872,766	\$2,555,552
Riverland Community College	\$335,586	\$0	\$0	\$826,661	\$735,071	\$717,030
Rochester Community and Technical College	\$1,836,641	\$100,938	\$0	\$3,026,270	\$2,644,438	\$2,114,882
St. Cloud State University	\$14,491,151	\$192,655	\$582,755	\$27,633,551	\$24,477,302	\$22,841,699
St. Cloud Technical College	\$978,947	\$38,424	\$1,667	\$2,467,282	\$2,160,551	\$2,154,274
Saint Paul College	\$152,521	\$10,100	\$0	\$1,295,369	\$127,616	\$1,124,357
South Central College	\$758,464	\$58,487	\$5,500	\$1,866,986	\$1,723,323	\$1,550,320
Southwest Minnesota State University	\$5,003,283	\$152,085	\$20,847	\$10,295,726	\$9,086,908	\$8,459,020
Winona State University	\$10,734,524	\$546,272	\$0	\$19,863,771	\$16,426,073	\$15,531,359
TOTAL	\$96,313,554	\$4,492,895	\$8,210,049	\$169,383,598	\$137,710,994	\$128,265,150

Scholarship Dollars and Number of Scholarships Awarded by Foundation in FY 2007

January 7, 2007

College/University/Foundation	Fiscal Year 2007	
	Foundation	
	No. of Scholarships	Amount
Alexandria Technical College	674	\$356,541
Anoka-Ramsey Community College	225	\$144,345
Anoka Technical College	131	\$107,900
Bemidji State University	598	\$737,465
Central Lakes College	545	\$297,509
Century College	287	\$299,066
Dakota County Technical College	218	\$131,080
Fond du Lac Tribal & Community College	10	\$7,000
Hennepin Technical College	166	\$149,175
Inver Hills Community College	142	\$92,916
Lake Superior College	47	\$38,500
Metropolitan State University	68	\$55,772
Minneapolis Community & Technical College	248	\$386,553
Minnesota State Colleges and Universities Foundation	106	\$37,369
Minnesota State College-Southeast Technical	97	\$100,552
MN State Community & Technical College	248	\$170,173
**Minnesota State University, Mankato	729	\$836,864
Minnesota State University Moorhead	650	\$505,936
Minnesota West Community & Technical College	230	\$86,331
Normandale Community College	167	\$195,785
Northeast Higher Education District		
Hibbing Community College	104	\$44,625
Itasca Community College	134	\$87,550
Mesabi Range Community & Technical College	131	\$100,905
Rainy River Community College	46	\$33,275
Vermilion Community College	36	\$22,350
North Hennepin Community College	207	\$137,191
Northland Community & Technical College	178	\$94,189
Northwest Technical College	31	\$15,700
Pine Technical College	41	\$20,400
Ridgewater College	204	\$252,829
Riverland Community College	162	\$81,175
Rochester Community and Technical College	165	\$134,050
St. Cloud State University	797	\$1,164,294
St. Cloud Technical College	230	\$131,150
Saint Paul College	108	\$73,770
South Central College	480	\$255,141
Southwest Minnesota State University	655	\$646,714
Winona State University	600	\$599,504
TOTAL	9,895	8,631,644

Total Scholarships	9,895
Total Amount Given	\$8,631,644
Average Scholarship	\$872