

Strategic Direction One: Access & Opportunity

The Minnesota State Colleges and Universities will provide more people from different backgrounds with the opportunity to experience the benefits of higher education.

Rationale - Minnesota has a long history of investing in higher education and providing accessible education for all people who want to improve themselves and their communities. As Minnesota's diversity increases through immigration and growing communities of color, the system has an obligation to provide the benefits of education to people from all ethnic, cultural and economic backgrounds, as well as those with disabilities.

Indicator 1: Access to Programs & Courses

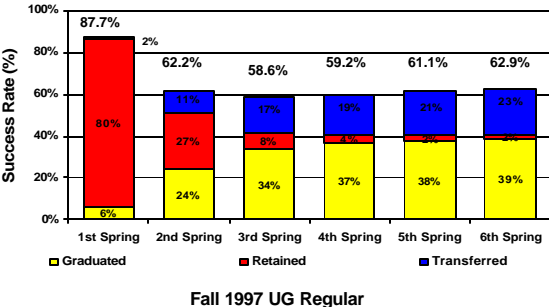
Measure 1D: Retention, Graduation, Transfer and Success Rates

Definition: Measure 1D, success rate, reports percentage of a cohort of entering students that have either graduated, been retained or transferred to another institution. The numerator is the number of entering students in the cohort or entry term who have graduated, were retained or transferred, and the number of graduated and transferred are cumulative across terms. The denominator is the total number of entering students in the cohort term. The measure and its components are reported for each term in the six years following the entry term.

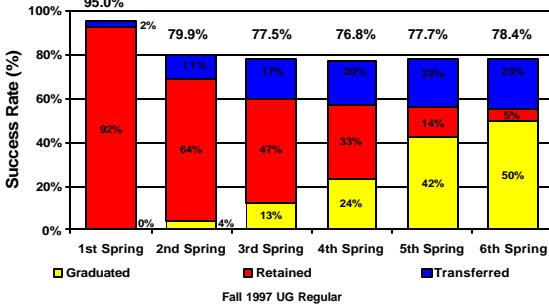
Significance: Measure 1D is significant in that it indicates the extent to which students who enroll in system colleges or universities achieve success by graduating, being retained or transferring to another higher education institution.

Measure: Success rates for entering students are the highest in the spring semester after fall entry, with a rate of 87.7 percent for state college students and 95.0 percent for state university students, as shown in Figures 1D-1 and 1D-2. The rates generally decline between entry term and the second spring semester and are relatively stable for subsequent terms as students shift from being retained to the graduated or transferred statuses.

**Figure 1D-1
SUCCESS RATE OF FALL 1997 COHORT
DECLINES AND THEN RISES:
COLLEGES FULL-TIME**

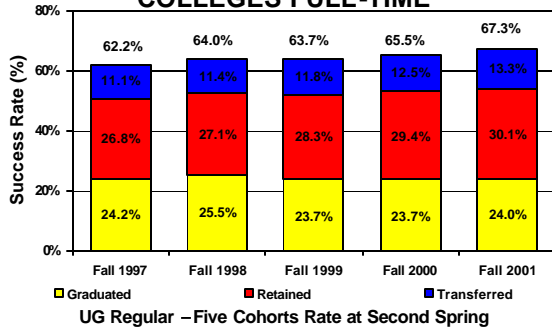


**Figure 1D-2
SUCCESS RATE OF FALL 1997 COHORT
DECLINES AND STABILIZES:
UNIVERSITIES FULL-TIME**



Drill-Downs: Success rates for full-time entering undergraduate students at the colleges and at the universities have increased during the last five years, as shown in Figures 1D-3 and 1D-4. The two-year success rate for full-time state college students increased from 62.2 percent for Fall 1997 entering students to 67.3 percent for Fall 2001 entering students. The comparable rate for full-time state university undergraduate students increased from 79.9 percent for Fall 1997 entering students to 84.2 percent for Fall 2001 entering students.

**Figure 1D-3
INCREASING RETENTION & SUCCESS
RATES AFTER TWO YEARS:
COLLEGES FULL-TIME**



**Figure 1D-4
INCREASING RETENTION & SUCCESS
RATES AFTER TWO YEARS:
UNIVERSITIES FULL-TIME**

